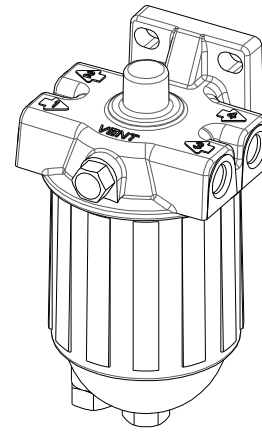
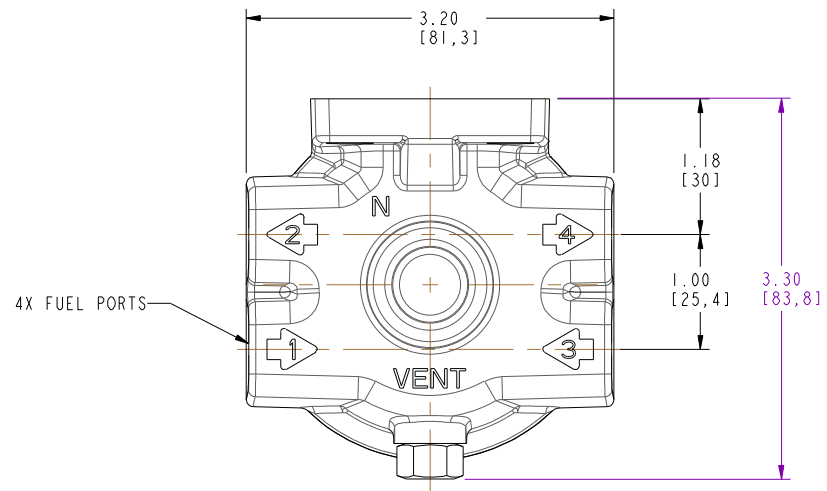
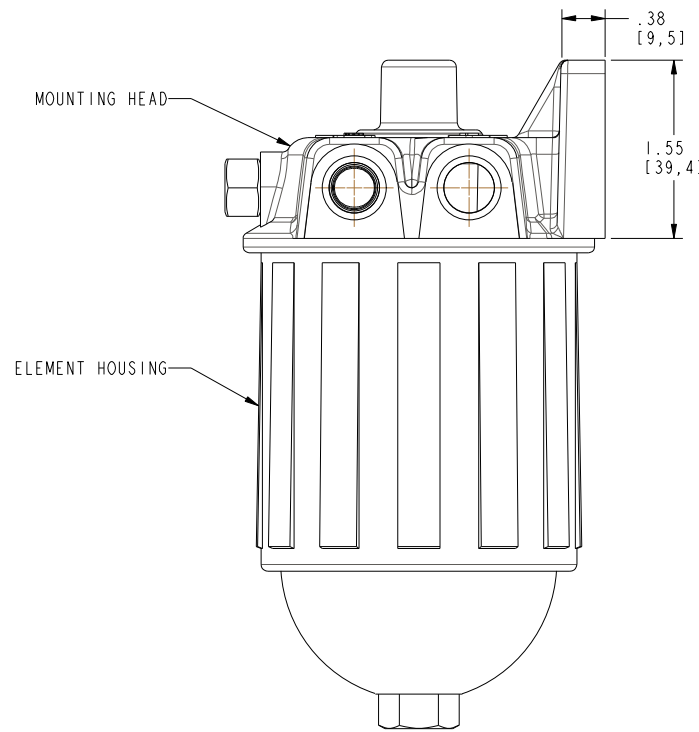
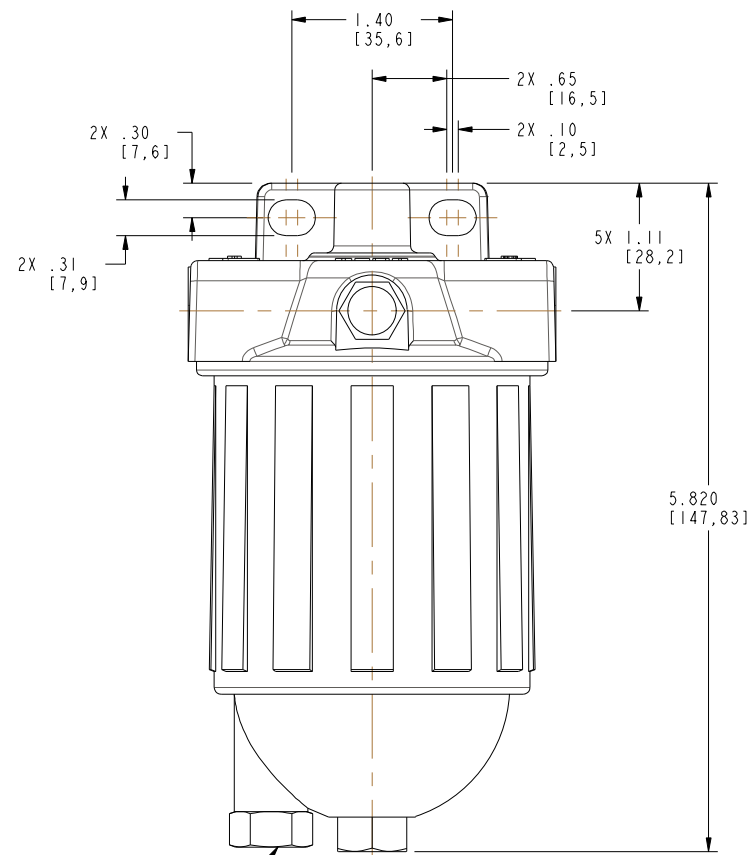


REVISIONS					
LTR	DESCRIPTION	EN	DATE	DRN	CHK
-	DRAWING RELEASE	---	080493	RH	KW
A	REVISED NOTES	---	040798	GG	GG
B	REDRAWN ON PRO-E TO CURRENT STANDARDS. UPDATE NOTES.	19687	100907	CEV	RH



3/8-24 UNF  
VENT PLUG



**NOTES: UNLESS OTHERWISE SPECIFIED-**

- DIMENSIONS GIVEN REPRESENT NOMINAL VALUES AND ARE FOR REFERENCE ONLY. SCHEME: INCH [MM]
- SPECIFICATIONS:
  - APPLICATION: VACUUM OR PRESSURE SIDE
  - MAXIMUM ALLOWABLE PRESSURE: 100 PSI / 689 kPa
  - MAXIMUM FLOW RATES:
    - DIESEL: 15 GPH / 57 LPH
    - GASOLINE: 35 GPH / 132 LPH
  - FUEL PORT THREADS: 1/4-18 NPTF
  - BOWL WATER CAPACITY: 1.2 OZ. [36 ML]
  - ALLOW AT LEAST 2 INCHES [51 MM] UNDER UNITS FOR SERVICE.
- SERVICE PARTS:
 

ELEMENTS:

  - RIIS (2 MICRON)
  - RIIT (10 MICRON)

MOUNTING HEAD: RK21361  
ELEMENT HOUSING: RK21364
- PACKAGING:
 

STANDARD PACKAGING IS A CASE QUANTITY OF SIX.

**CUSTOMER INTERFACE DRAWING**

NOTE: HOUSING ORIENTATION MAY VARY

REVISE ONLY ON Pro/E SYSTEM		DRAWN R. HAMILTON	DATE 080493			PARKER HANNIFIN CORPORATION RACOR DIVISION P.O. BOX 3208 MODESTO, CA 95353	
THIS PRINT SUPERSEDES ANY EARLIER DATE; DESTROY SAME		CHECK K. WYNNE	080493	TITLE <b>FF/WS ASSEMBLY</b>			
THIS PRINT AND ALL INFORMATION THEREIN IS OUR PROPERTY. IS CONFIDENTIAL AND MUST NOT BE MADE PUBLIC OR COPIED UNLESS AUTHORIZED BY US. THIS PRINT IS SUBJECT TO RETURN ON DEMAND.		MATERIAL: ---		DESIGN		TOLERANCES	
FINISH: ---		UNLESS OTHERWISE SPECIFIED: DIMENSIONS ARE IN INCHES		DECIMAL .xxx ± ---		ANGULAR ± ---	
NEXT ASSY		FIRST USED ON		.xxx ± ---		FRACTIONAL ±	
APPLICATION		DO NOT SCALE DRAWING		SIZE D	CODE IDENT NO. 55752	DWG. NO. 110A	REV B
				SCALE 1.250	DRAWING DATE 080493	SHEET 1 of 1	

Rev Ver Lev